DestinyPotatO

LUN



Transcribed and engraved by Tommy Montgomery
Copyright © 2014-2023 Destiny Potato

sordidpink.bandcamp.com · tmont.com

Dusan Vanja
guitar

David Maxim Micic
guitars/keyboards

Aleksandra Djelmash
vocals/piano

Milan Jejina Yeqy
drums

Katie Croft PHOTOGRAPHY

INVICTA MAGAZINE

LOVE SONG

DESTINY POTATO

ADDICT

6 The Build Up
7 Indifferent
16 Take a Picture
25 Machine
28 Love Song
37 Lunatic
43 Walls of Thoughts
51 Blue Sun
57 U.Y.M.
65 Lost Dream
73 House of Lies
80 Addict
92 Dark Side of You

The Build Up

By David Maxim Micic and Aleksandra Djelmash



Copyright © 2014 Destiny Potato

Indifferent

By David Maxim Micic and Aleksandra Djelmash

All guitars: Open Asus2, tune down 1/2 step:
(low to high) A♭-E♭-A♭-E♭-A♭-B♭

Moderately fast ♩. = 140



Copyright © 2014 Destiny Potato

Verse

C♯m9

I want you to know I have ne - ver felt

Gtr. 2

pp *mf* let ring let ring

w/ clean tone & chorus

Amaj9 C♯m9

like this way be - fore, so in - diff - 'rent. I want

let ring let ring let ring

Amaj9

you to see how it makes me hap - py. Then you start fall - in'

Hap - py.

let ring let ring let ring

Gtr. 2 tacet

C♯5 N.C.

back to me, back to me.

Gtr. 2

let ring

Gtr. 1

pp *mf* w/ lo-fi filter *f* P.M. let ring

Chorus


Amaj9
F♯m6
C♯m9
E13
love.
All of the things you said that you are.
Ev - er - y time you said you will try.
Oh my...
Gtr. 2
let ring
Gtr. 1
8vb
* sung on repeats only


Amaj9
F♯m6
C♯m9
Ev - 'ry - thing's gone and I don't want it back.
Ah.
let ring
8vb
P.M.
* up-stemmed notes sung on D.S. only (next three meas.)


To Coda
E13
F♯m/A
E/G♯
Oh, my love, can't you see? What have you
Oh my... Ah.
let ring
let ring
let ring
8vb
T
A
B


Gtr. 1: w/ Riff A
Gtr. 2 tacet
C♯m7
Amaj7
Emaj7
Aadd9
B sus 2 4
done?

Verse


C♯m9
Amaj9
I... I... I want you to feel ev - 'ry -
Gtr. 2
Gtr. 1
8vb
T
A
B


C♯m9
thing I've been through. Stalk my ev - 'ry move but
8vb
Amaj9
I es - cape you. I don't
let ring
8vb
C♯m9
want it. I don't need it an - y - more.
let ring
let ring
8vb
loco
let ring


Amaj9
C♯m9
D.S. al Coda (w/ repeats)
Please just leave me and move on.
let ring
8vb
w/ bar
w/ lo-fi filter
-1 1/2
Coda
F♯m/A
E/G♯
F♯m/A
E/G♯
love, can't you see? What have you done? Can't you see? What have you
Ah.
let ring
let ring
let ring
let ring
8vb
Gtr. 2 tacet
C♯5
done?
8vb
slight P.M.

Bridge

C♯maj7 Amaj7(♯11) Bsus2

You think that I want you back, I

Gtr. 2

let ring let ring let ring

Gtr. 1

8vb

mf

C♯maj7 Amaj9 B

don't. I feel so luck - y now, af - - -

let ring let ring let ring

8vb

f

Amaj9 B C♯5 N.C.

ter you're gone.

let ring let ring

8vb

w/ lo-fi filter

loco P.M. let ring

* staccato created by studio effects

Chorus


Amaj9
F♯m6
C♯m9
Emaj9
All of the things you said that you are.
Oh, my
let ring
Gtr. 2
Gtr. 1
T
A
B


Amaj9
F♯m6
C♯m9
Emaj9
love. Ev - er - y time you said you will try.
Oh, my...
let ring
T
A
B


Amaj9
F♯m6
C♯m7
Emaj9
Ev - 'ry-thing's gone and I don't want it back.
Oh, my
Ah.
Oh
my...
Gtr. 2
Gtr. 1
let ring
8vb
P.M.
T
A
B



Outro

Gtr. 2 tacet





Take a Picture

By David Maxim Micic and Aleksandra Djelmash

All guitars: Open Asus2, tune down 1/2 step:
(low to high) A♭-E♭-A♭-E♭-A♭-B♭

Moderately ♩ = 100

N.C.



Gtr. 1: w/ Riff A (5 times)

Verse



Copyright © 2014 Destiny Potato



B7♭9

Gtr. 2 **Riff B**

f

w/ dist.



Gtr. 1

End Riff B



Gtr. 2: w/ Riff B

Gtr. 3 **Riff C**

f

w/ dist.



Gtr. 1

Gtrs. 2 & 3 tacet

End Riff C N.C.

P.M.

Verse

Come take a pic - ture, 'cause it will be the last. Some - thing to re - mem - ber from your...

Gtr. 1

P.M. P.M.

Come take a pic - ture. No, you can't run a - way. I will hunt you down as if you were my prey.

P.M. P.M.

Come take a pic - ture, 'cause it will be the last. Can you re - mem - ber from your past?

P.M. P.M.


Come take a pic - ture, 'cause it will be the last, that you will see from this bro - ken heart from your
P.M.
P.M.
T
A
B


Gtr. 2: w/ Riff B (2 times)
B7♭9
past.
From your past.
From your
T
A
B


Gtr. 3: w/ Riff C
past.
T
A
B


T
A
B

Chorus


E
C
D
E
If on - ly I had you in my arms, there is no -
Ah.
Ah.
Gtr. 2
Riff D
mf
w/ wah
Gtr. 1
Riff D1
P.M.
P.M.
* top voice sung second time only


C
D
E
C
D
thing that I would - n't do, if I could have you close to me.
Ah.
P.M.

To Coda

E C B♭

Close to you.

Ah.

End Riff D

End Riff D1

P.M.

* up-stemmed note sung second time only

Gtr. 1: w/ Riff A (2 times)
Gtr. 2 tacet

N.C.

Whispered: *Come take a pic - ture.*

Verse

If on - ly you knew what I would do for you. But lov - ing some - one for you is a ta - boo.

Gtr. 1

P.M.

What do I have to do? Why can't this kiss be true? I swall-ow all the things you're push - ing me through.


A7(♭5)
If on - ly you knew what I would do for you.
But lov - ing some - one for you is a ta - boo.
Kbd.
1/2
1/2
1/2
1/2
T
A
B


D.S. al Coda
What do I have to do?
Why can't this kiss be true?
I swall-ow all the things you're push - ing me through.
1/2
1/2
1/2
1/2
T
A
B


Coda
Gtrs. 1 & 2: w/ Riffs D & D1
E
C
D
E
C
D
3
There is a sto - ry be - hind my smiles.
I just don't know how far
you could
Ah.
Ah.
E
C
D
E
C
B♭
go
when I let you come close to me.
Close to
you.
Ah.
Ah.

Interlude

N.C.









Chorus

Gtrs. 1 & 2: w/ Riffs D & D1 (2 times)




E C D E C B♭
if I could have you close to me.
do,
Close to you. Whoa.
Ah.
Ah.
E C D E C D
There is a sto - ry be - hind my smiles.
I just don't know how far you could
Ah.
Ah.
E C D E C B♭
go.
Close to you. Whoa.
when I let you come close to me.
Ah.
Ah.
Gtr. 1 tacet
Gtr. 2
E C D
mp
T A B
E C D
repeat and fade
T A B

Machine

By David Maxim Micic and Aleksandra Djelmash

All guitars: Open Asus2, tune down 1/2 step:
(low to high) E♭-A♭-E♭-A♭-B♭-E♭



Copyright © 2014 Destiny Potato


G6
Em7


G6
Em7


mp

Verse


G6
Dadd9/F♯
Em7
3
True to the ill - u - sion,
we call life.


G6
Dadd9/F♯
Cry-stal con- fu - sion,
it's
divisi


Em7
time.

Chorus


Cmaj13
D6sus2
Cmaj13
Reach-ing the way,
divisi


Asus2/4
Em7
reach-ing the way
home.
1/2

Love Song

By David Maxim Micic and Aleksandra Djelmash

All guitars: Open Asus2, tune down 1/2 step:
(low to high) A♭-E♭-A♭-E♭-A♭-B♭



Copyright © 2014 Destiny Potato

F♯


You don't see my heart_bleed - ing. I can't stand it no more.
8vb
loco
8vb
loco
P.M.
P.M.
P.M.
let ring

A


8vb
P.M.
P.M.
P.M.
P.M.
P.M.
P.M.
loco

Verse


You scream, I laugh, then you break down. You say I'm mad.
8vb
loco
8vb
loco

F♯


You know it's more than a game, now. May - be it's all in your
8vb
loco
8vb
loco
P.M.
P.M.
P.M.
let ring


Chorus (♩ = ♩.)
A7
C♯m/G♯
F♯m
C♯m/G♯
F♯m
C♯m/G♯
head.
Don't you know what I
8vb
loco
P.M.
P.M.
P.M.
P.M.
* screams and up-stemmed notes sung third time only (next three meas.)
Dadd9
F♯m
mean?
Is it poss - i - ble?
Can we lose it all?
Gtr. 1
Gtr. 2
mf
w/ slight dist.
To Coda
To Coda 2
A6
C♯m7
'Cause you saw the worst of me and I
T
A
B


F♯m7
Dm(maj7)/F
Dm6/F
Dm/F
know that I'll ne - ver let you
8vb
P.M.
P.M.
P.M.


(♩. = ♩)
A
go.
8vb
P.M.
P.M.
P.M.
P.M.
P.M.
P.M.
loco


Verse
I know, you know, yeah, we both know how this will end.
8vb
loco
8vb
loco


F%
O - pen your mouth, say you hate me. There's no
8vb
loco
8vb
loco
P.M.
P.M.


N.C.
need to pre - tend.
P.M.
let ring


A5
D.S. al Coda
Ah.

Coda

F♯m7 Dm(maj7)/F Dm6/F

know. that I'll ne - - ver

Gtr. 1

8vb

P.M. P.M.

Gtr. 2

Interlude

Gtr. 2 tacet

Dm/F A

let you go.

8vb

P.M.

*

* fade out over next three meas.

Gtr. 3 Aadd9

Gtr. 1 tacet

mf

w/ clean tone, chorus & delay
let ring throughout

Bass solo

F♯m11

Bass (5- or 6-string)



Bass

Gtr. 1



Bridge ("Shadowplay")

Gtr. 3 tacet

Asus2 F♯sus2




1.
2.
F♯m
F♯sus2
F♯m
F♯sus2
F♯m
8vb
P.M.
Verse (♩. = ♩)
Gtrs. 1 & 3 tacet
A
— Screw you, fuck you, mm, I hate you, this time for real.
Xylophone
Kbd.
F6/9
I simp - ly want to for-get you. This pure heart needs time to
Gtr. 1
8vb
loco
8vb
loco
P.M.
P.M.
P.M.
let ring
N.C.
heal. Yeah, yeah, yeah.


Coda 2
D.S. al Coda 2
F♯m
Dm(maj7)/F
Dm6/F
know, that I'll ne - ver
Gtr. 1
Gtr. 2
8vb
P.M.
Outro (♩. = ♩)
Gtr. 2 tacet
Dm/F
Dm6/B
A
let you go.
Yeah.

Lunatic

By David Maxim Micic and Aleksandra Djelmash

All guitars: Open Asus2, tune down 1/2 step:
(low to high) A♭-E♭-A♭-E♭-A♭-B♭

Slowly ♩ = 62



Verse





Copyright © 2014 Destiny Potato


A
Dm
cry. No, I do not dare to de - ny, de - ny what I'm
Gtr. 1
8vb
P.M.
pp
f
A
Dm
B♭
A
dream - ing. If I do I de - serve to die.
8vb
P.M.
Chorus
Dm
A7♭9
A
Some-one saw what I, what I could-'nt see,
Riff A
8vb
Dm
A7♭9
A
all the ques - tions and dreams. Some - one
End Riff A
8vb


Gtr. 1: w/ Riff A
Dm
A7♭9
A
Dm
saved me when, when I could - n't breathe. What I
A7♭9
A
Dm
A+
am in - side feels so right.
Accordion

Verse


Dm
B♭(♯11)
No, I do not dare to de - ny, de - ny that I'm see - ing,
Gtr. 2
Riff B
mf
P.M.
w/ dist.
Gtr. 1
Rhy. Fig. 1
End Rhy. Fig. 1


Gtr. 1: w/ Rhy. Fig. 1 (2 times)
A7sus4
A7
peo - ple's fa - ces I once sent to sleep.
Gtr. 2
End Riff B
P.M.


Gtr. 2: w/ Riff B
Dm
B♭(♯11)
No, I don't dare to de - ny the voi - ces a - round me,



Chorus

Gtr. 1: w/ Riff A (2 times)
Gtr. 2 tacet









Interlude

Gtr. 1 tacet




F
C♯m
A7♭9
Dm
B♭
A+7
Bell
Violin
Cello
Bm
B♭
Bm
B♭
Ah.
Ah.
Ah.
Gtr. 1
8vb
P.M.
T
A
B
D
B♭
Bm
F♯+/A♯
Ah.
8vb
Dm
D♭
Dm
D♭
Ah.
Ah.
Ah.
No, I do not dare to de - ny, de - ny what I'm hear - ing.
8vb


F
D♭
Dm
Ah.
Count - ing al - ways this as I cry.
Voic - es a - round me,
8vb
B♭
Dm
E7
A
D.S. al Coda
Some - one
scream - ing, rag - ing how they wait for me.
Coda
A
Dm
right.
Accordion
loco
A
Dm
A
B♭
A
Gtr. 1

Walls of Thoughts

By David Maxim Micic and Aleksandra Djelmash

All guitars: Open Asus2, tune down 1/2 step:
(low to high) A♭-E♭-A♭-E♭-A♭-B♭





Copyright © 2014 Destiny Potato


Gtr. 1 tacet
Dmaj9
F♯m
A
Dmaj9
- time.
There is no - thing that could ev - er break that.
Gtr. 1
Harm.
let ring
Bm7
C♯m7
It's too strong, when two be - long.
Gtr. 2
Verse
F♯m
A
Dmaj9
F♯m
Just a touch of true spark was all it took to make a child
Riff A
A
Dmaj9
F♯m
smile, with - out a clue
that one day this truth will



Chorus

Gtr. 2 tacet








D
E
F♯m
find what they've lost.
Verse
Gtr. 2: w/ Riff A
In de - sire, choose to
Gtr. 3
Riff B
P.M.
Fill 1
Gtr. 1
End Fill 1
Harm.
let ring
Gtr. 1: w/ Fill 1
A
Dmaj9
break them in - - to
End Riff B
P.M.
Gtr. 3: w/ Riff B (2 times)
F♯m
A
Gtr. 1: w/ Fill 1
Dmaj9
mill - i - ons of piec - es made by two.


Gtr. 1: w/ Fill 1
F♯m
A
Dmaj9
All those burned out pag - es hold the truth. This
Gtr. 1 tacet
Bm7
C♯m7
world be - tween makes it hard to choose.
Gtr. 3
8vb
P.M.
Chorus
Dmaj9
F♯m
These walls of thoughts,
8vb
grad. lift P.M.
loco
D
F♯m
they know how it feels. Two diff - 'rent roads
D
E
all the same whilst fly - ing, turn - ing, fall - ing, burn - ing,


Bm7
D
E
on their own way to find what they've
8vb
P.M.
P.M.
P.M.

Interlude


D♯m
lost.
loco


Dmaj13
D♯m
Ah.


Dmaj13

Gtr. 3 tacet

Dmaj9

These

Gtr. 1

mp

P.M.

slight P.M.

F♯m7

walls of thoughts...

P.M.

Dmaj9

F♯m7

Two diff - - 'rent roads...

P.M.

mf

Chorus

C♯m7

D

Gtr. 1 tacet

These walls of

Gtr. 1

Gtr. 3

P.M.


F♯m
D
thoughts they know how it feels. Two diff - er - ent
Gtr. 3
F♯m
A
D
E
roads all the same whilst fly - ing, turn - ing, fall - ing, burn - ing,
Bm7
D
E
on their own way to find what they've
8vb
P.M.
P.M.
P.M.
loco
Gtr. 3 tacet
F♯m
lost.
Elec. Piano
p

Blue Sun

By David Maxim Micic and Aleksandra Djelmash

All guitars: Open Asus2, tune down 1/2 step:
(low to high) A♭-E♭-A♭-E♭-A♭-B♭

Moderately ♩ = 90

Chorus



Copyright © 2014 Destiny Potato



Gtr. 1: w/ Riff A







Verse

Gtr. 1 tacet







Gtr. 2: w/ Rhy. Fig. 1



Pre-chorus

Gtr. 2 tacet





Chorus

Gtr. 1: w/ Riff A (2 times)









Verse




Em11
Cmaj13
D%
Em11
Cmaj13
but what would liv - ing in a dream real - ly do to you? Oh, all peo -
P.M.
P.M.
D%
C♯m7
Am9
Cmaj7
Fmaj7
- ple rise and fall, but on-ly few of them will need a trace to foll - ow.
15ma
Harm.
P.M.
P.M.
P.M.
Pre-chorus
Cmaj7
Run - ning at the speed of light, out of rea - son out of
P.M.
P.M.
P.M.
C♯m7
Cmaj7
C♯m7
time.



Chorus

Gtr. 1: w/ Riff A



Gtr. 1: w/ Riff A (first six meas.)







U.Y.M.

By David Maxim Micic and Aleksandra Djelmash

Gtrs. 1 & 2: Open Asus2, tune down 1/2 step:
(low to high) A♭-E♭-A♭-E♭-A♭-B♭

Gtr. 3: Tune down 1/2 step:
(low to high) E♭-A♭-D♭-G♭-B♭-E♭



Copyright © 2014 Destiny Potato

Verse

Gtr. 1: w/ Riff A (2 times)

A

___ Cut your_____ skin_____

Gtr. 2

Riff B **End Riff B**

8vb

P.M.

p w/ dist.

T A B

0 0 0 0 0 0 0 0 0 0 0 0 0 0 0 0 0 0 0 0 0 0 0 0 0 0 0 0 0 0 0 0 0 0

Gtr. 2: w/ Riff B (7 times)

Dm6 A

___ and reach in - side.___ Use___ your mind,_____ don't_ be blind. Can you, can you,

Dm6

can you be a - round?___ Do you, do you, real - ly feel the___ sound?

𝄋

A

Gtr. 2

8vb

f

T A B

0 0 0 0 0 0 0 0 0 0 0 0 0 0 0 0 0 0 0 0 0 0 0 0 0 0 0 0 0 0 0 0 0 0

Gtr. 1 *

w/ wah

T A B

9 13 12 10 12 12 13

9 13 12 10 12 12 13

* played on D.S. only (next eight meas.)


Dm6/A
Ah.
8vb
A
Can you, can you,
Riff C
End Riff C
8vb
slight P.M.
Gtr. 2: w/ Riff C (2 times)
Dm6/A
can you be a - round? Do you, do you,
Gtr. 1


real - ly feel the sound?
8vb
* tacet on D.S.

𝄋𝄋 Chorus


Gtr. 1 tacet
Gtr. 3 tacet (fifth time)
A
The pain in - side is fad - ing, I can - not take this an - y - more. My life is mas-quer - a - ding,
There is no time for blam - ing all the things you have said and done. The pain turns in - to hat - ing
Gtr. 3*
Gtr. 2
8vb loco
* played fifth time only (solo end)

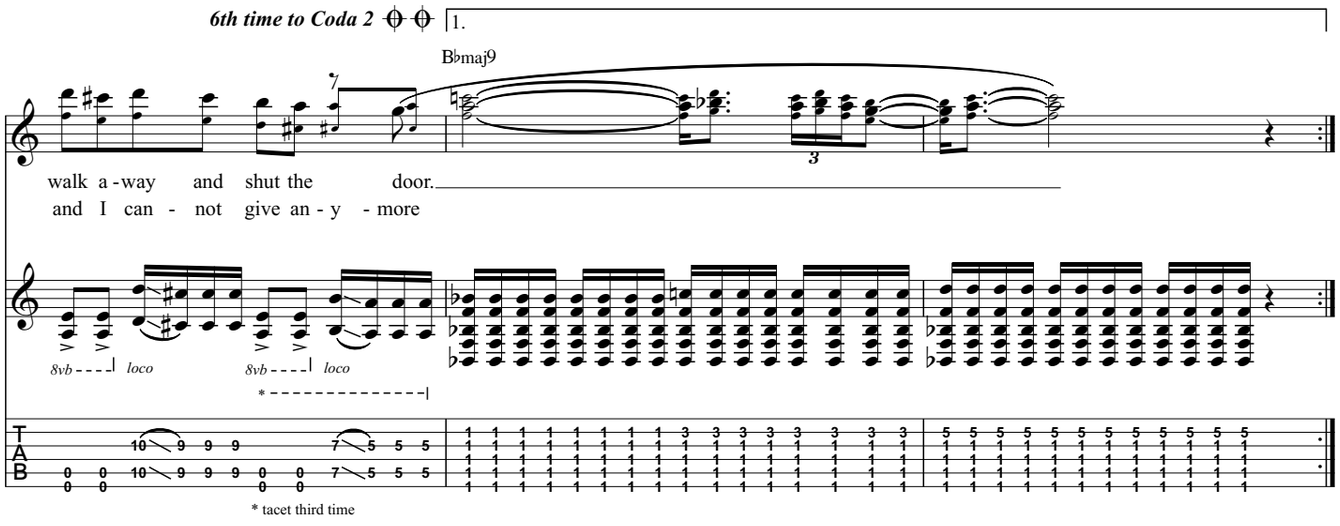
6th time to Coda 2
1.
B♭maj9
walk a - way and shut the door.
and I can - not give an - y - more
8vb loco
* tacet third time


2.
To Coda
B♭maj9
A
time.
8vb
P.M.
T
A
B

Verse


A
Now is your time to re - a - lize,
8vb and P.M. next eight meas.
T
A
B


Dm/A
(a) new day is com - - ing, op - en your eyes.
T
A
B


A
Can you, can you, can you be a - round?
T
A
B


Dm6/A
Do you, do you,


D.S. al Coda (w/ repeats)
real - ly feel the sound?


Coda
C
Ah.


F
Ah.



Guitar Solo







B♭maj7

D.S.S. al Coda 2 (w/ repeats)



Coda 2



Lost Dream

By David Maxim Micic and Aleksandra Djelmash

Gtrs. 1 & 2: Open Asus2, tune down 1/2 step:
(low to high) A♭-E♭-A♭-E♭-A♭-B♭

Gtr. 3: Tune down 1/2 step:
(low to high) E♭-A♭-D♭-G♭-B♭-E♭



Copyright © 2014 Destiny Potato


part, but all you gave was
8vb
P.M.
1/2
a bro - - ken heart.
End Riff A
loco
Gtr. 1: w/ Riff A
Now I will bu - ry your ghost out - side,
and I will tell you when my heart died.
𝄋 Chorus
Half-time feel
Am
C
F
Dm
Gtr. 2 tacet
Give me eyes to see.
Peo - ple I once knew, now they look so hol - low.
Gtr. 2
* Gtr. 3
(solo end)
w/ lo-fi filter
mf
f
* played on second D.S. only





To Coda

To Coda 2

End half-time feel



* up-stemmed note
sung on first D.S. only


G
Am
dream.
Kbd.
T
A
B

Verse


Gtr. 2: w/ Riff A
Now I have told you what was in - side:
the sto - ry of how my heart once died.


Gtr. 2 tacet
D.S. al Coda
Am
B
Am/C
E7/G♯
Violin
Piano
5

Coda


G
dream.
Gtr. 2
T
A
B

Guitar Solo


Gtr. 3
f
w/bar
w/ dist., delay & and wah as filter
flutter w/ bar
Gtr. 2 Riff B
8vb
P.M.
1/2
End Riff B
loco
Gtr. 2: w/ Riff B
8va
T
A
B


Cmaj7(♯11)
Gtr. 3
Gtr. 2
Gtr. 2: w/ Riff B
N.C.
Gtr. 3
8va
P.M.
8va
loco
P.M.
8va


F
Dm
F
8va
Gtr. 3
w/bar
Gtr. 2


D.S. al Coda 2
Coda 2
Dm
G/B
G
8va
loco
dream.


Am
C
F
Dm
A
C
Give me eyes to see.
Give me flair to taste.
Give me eyes to see.


F
Dm
Am
C
F
Dm
Give me hands to feel.
Give me flair to taste.
Give me hands to feel.
P.M.
P.M.
F
G
Give me back my dream.
Give me back my dream.
N.C.
8vb
P.M.
P.M.
P.M.
P.M.
P.M.
* sung first time only
8vb
P.M.
P.M.
P.M.
T
A
B

House of Lies

By David Maxim Micic and Aleksandra Djelmash

Gtr. 1: Open Asus2, tune down 1/2 step:
(low to high) A♭-E♭-A♭-E♭-A♭-B♭
Gtr. 2: Tune down 1/2 step:
(low to high) E♭-A♭-D♭-G♭-B♭-E♭



* Piano is written in concert pitch, all other instruments and chord symbols sound 1/2 step lower than written



Copyright © 2014 Destiny Potato


G♯m
D♯m
G♯m
There you were, you spoke those words,
of all the words I ne - ver heard.
mf


D♯m
E
F♯
D♯7/F×
And you tried to break what's left of me. I just won-dered how I could-n't see.

𝄋 **Chorus**


G♯m7
Emaj9
C♯m7
I don't know who you are, I don't know where to start, when all our love you tore a - part.
mf


Amaj7
G♯m7
Emaj9
You don't know who I am, and you don't un - der - stand
* bkgd. vocals sung second time only

To Coda

C♯m7 Amaj7

that I will ne - ver let this end.

* up-stemmed notes sung second time only

G♯m D♯m/G♯ G♯m D♯m/G♯

p

Violin

Verse

G♯m D♯m/G♯ G♯m

I used to think we had it all but (you) just love to see me crawl.

mp

Strings

mf

D♯m/G♯ E/G♯ D♯m/G♯

And no matt-er how fast I would run, you would al - ways make me come un done.


G♯m
D♯m
G♯m
D♯m
Ev-'ry time I seemed o-kay,
I would al-ways feel
shame.
I was trapped in-side
Strings
D.S. al Coda
Coda
E
F♯
D♯7/F×
your house of lies, and I try to leave
but I'm pa - ra - lyzed.
Amaj7
Yeah.
Bridge
C♯m9
B5
Amaj7
C♯m9
All a - long,
so
wrong.
I al - ways thought you'd be
here,
Gtr. 1
f
w/ dist.
P.M.
let ring
Amaj7
C♯m
B5
A
B5
ne - ver thought you'd dis - ap - pear.
All a - long,
so
wrong.
I
Ah.
8vb
P.M.
P.M.
P.M.
T
A
B


C♯m
E
F♯
D♯7/F×
tried and tried, but I won't let you go.
loco

Guitar Solo


G♯m
Fm
Gtr. 2
f
w/ dist. & delay
flutter
w/ bar
Gtr. 1


C♯m
A
8va
8va
loco
semi-P.H.
semi-
P.H.
8vb





Chorus

Gtr. 2 tacet




C♯m7
Amaj7
when all our love you tore a - part.
Gtr. 1
P.M.
P.M.
T
A
B


G♯m
Emaj7
You don't know who I am, and you don't un - der - stand
T
A
B


C♯m9
Amaj9
that I will ne - ver let this end.
T
A
B

Addict

By David Maxim Micic and Aleksandra Djelmash

All guitars: Open Asus2, tune down 1/2 step:
(low to high) A♭-E♭-A♭-E♭-A♭-B♭



Copyright © 2014 Destiny Potato

Verse





𝄋 Pre-chorus



* cue-size notes sung second time only next 16 meas.







Chorus

Half-time feel






To Coda
End half-time feel
B♭
F
E♭
N.C.
my - - self, from my life but scars re - main.
8vb
T
A
B


Gtr. 1: w/ Riff A
A5
Dulcimer


Gtr. 1
8vb
w/ bar
P.M.
w/ bar
w/ bar
P.M.
w/ bar
w/ bar
P.M.
w/ bar
w/ bar
T
A
B


Verse
A7♭9
Feels like flirt - ing with su - i - cide.
8vb
T
A
B

D.S. al Coda

All this pain is mess - ing with my mind.

8vb

Coda

E♭ D E♭(♭6)/C♭

scars re - main. One se - - cond be -

D F E♭ D B♭

comes like a year when thoughts col - lide. I wan - na break

Ah.

F E♭ N.C. A5

ev - 'ry - thing and stay a - live.

8vb

Breakdown I

N.C.



Guitar Solo

Half-time feel



Gtr. 1: w/ Rhy. Fig. 1 (2 times)



Breakdown II

Gtr. 2 tacet

N.C.




play 3 times
8vb
w/ bar
w/ bar
T
A
B
* sung first time only
-1
-1
Go!
Go!
Go!
Go!
8vb
Go!
Go!
Go!
Ah.
8vb
loco

Chorus


D
E♭(♭6)/C♭
I dropped you
D
F
E♭
D
once, and I'll drop you once a - gain from
Ah.
B♭
F
E♭
my - - self, from my life but scars re - main.
D
E♭(♭6)/C♭
D
One se - - cond be - comes like a
Ah.


F
E♭
D
B♭
year when thoughts col - lide. I wan - - na break
F
E♭
N.C.
ev - 'ry - thing and stay a - live.
8vb
Gtr. 1: w/ Riff A
A5
Dulcimer
Gtr. 1
8vb
w/ bar P.M. w/ bar w/ bar P.M. w/ bar w/ bar P.M. w/ bar w/ bar
T
A
B

Dark Side of You

By David Maxim Micic and Aleksandra Djelmash

Gtrs. 1-5: Open Asus2, tune down 1/2 step:
(low to high) A♭-E♭-A♭-E♭-A♭-B♭

Gtr. 6: Tune down 1/2 step:
(low to high) E♭-A♭-D♭-G♭-B♭-E♭



Copyright © 2014-2023 Destiny Potato


Gtr. 1: w/ Riff A (4 times)
Gtr. 2
f
w/ dist.
Gtr. 3
f
w/ dist.
Gtr. 2
Riff A2
Riff A1
Ah.
End Riff A2
End Riff A1

Gtrs. 2 & 3 tacet

A7♭9

Gtr. 1

Ah.

P.M.

Riff B

End Riff B

* down-stemmed notes played on recall of Riff B

Verse

Gtr. 1: w/ Riff B (first seven meas. w/ lo-fi filter)

A7(♭5)

A7♭9

Come, take a pic - ture, 'cause it will be


Gtr. 1: w/ Riff B
A7(♭5)
your last. Mem - 'ries will haunt you.
A7♭9
You can't e - rase the past.
N.C.
Gtr. 1
Riff A3
End Riff A3
P.M.
1/2
Verse
Gtr. 1: w/ Riff B (2 times)
A7♭9
A7(♭5)
A7♭9
If on - ly you knew what I would do
Gtr. 4
mf
w/ dist. & E-bow
for you. I want to feel you,
A7(♭5)



Gtr. 1: w/ Riff A3 (2 times)
Gtrs. 2 & 3: w/ Riffs A1 & A2
Gtr. 4 tacet



Chorus

Gtr. 6 tacet (third time)



* sung on first D.S. only
** played on second D.S. only (solo end)




F
G
E/G♯
A
dark side of you.
What do I have to do? Why
Dark side of you.
F
G
A
can't this kiss be true?
I swall - ow
To Coda 2
To Coda
F
G
B♭
all the things you're push - ing me through.
Push - ing me
A7♭9
through.
let ring
Gtr. 2
Gtr. 1
T
A
B


Verse
A7(♭5)
I want you on my
Gtr. 2
let ring
Gtr. 1
P.M.
w/ bar
P.M.
P.M.
slack
Gtr. 2 tacet
N.C.
A7♭9
s - kin like one bloo - dy tat - - too.
Gtr. 1
P.M.
w/ bar
P.M.
P.M.
slack
But, lov - ing some -
P.M.
1/4
P.M.
w/ bar
P.M.
slack
A7(♭5)
A7♭9
- one, for
P.M.
P.M.

D.S. al Coda



Coda

Interlude







Guitar Solo

Gtr. 1: w/ Riff C (2 times)
Gtr. 5 tacet

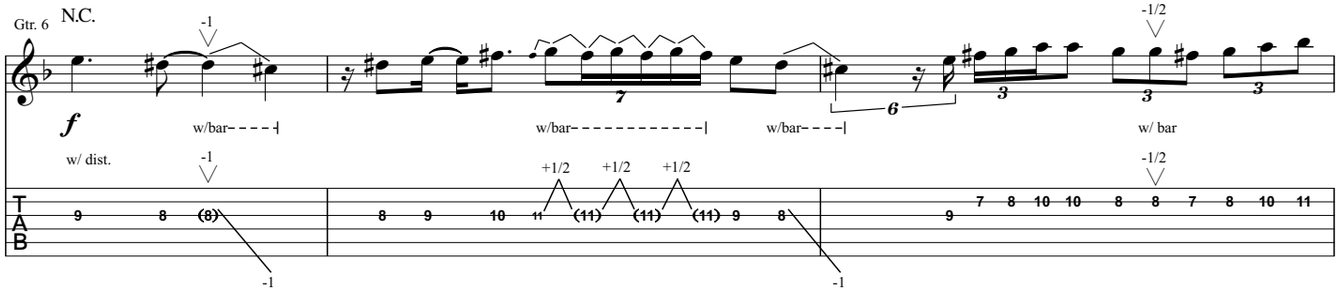








8va
loco


8va


F
G
D.S. al Coda 2
loco
Gtr. 6
8va
reverb off
P.H.
* pick in rhythm while sliding on ②
Gtr. 1


Coda 2
G
B♭5
A
What do I have to do? Why
Gtr. 1
P.M.


F
G
A
can't this truth be told? I want to
P.M.
F
G
E/G♯
get in - side the dark side of you. Dark side of
P.M.
w/ ad lib screams next five meas.
A
F
G
What do I have to do? Why can't this kiss be true?
you.
A
F
G
B♭5
I swall - ow all the things you're push - ing me through.
Gtr. 1 tacet
N.C.
Ow.
Ah.
Ah.
Ah.

DESTINYPOTATO

D. S. . Y.

DestinYpotatO